


Krossi Surround



Delivers an elevated aesthetic thanks to its substantial yet elegant sculptural form.

schiovetto
DESIGN

Contents

Schiavello Design Studio
1 — 2

Introducing Krossi Surround
3 — 10


Features
11 — 12

Reticulation
13 — 14

Specifications & Configurations
17 — 18

Accessories
19 — 20

ColourLab
21—22



Resolved aesthetic

The latest evolution to Schiavello's market-leading sit-stand Krossi Workstation range, Krossi Surround was designed to provide clients with an elevated finish to their workstations.

Referencing Krossi's curved geometry and classic, minimal aesthetic, Krossi Surround envelops the legs of Krossi workstation clusters with its substantial yet elegant sculptural form.


Suitable for back-to-back workstation configurations of two or more desks, a removable access panel and various reticulation options also work to reduce visible cabling for a highly resolved appearance.



Tailored finishes


5 21

PHOTOGRAPHY



Concealed cable & electronic components

Discreetly integrating contemporary workstation needs, Krossi Surround has the ability to house cables and electrical components, removing the need for cable trays and resulting in a clean, resolved appearance with improved legroom and accessibility.




Features & optional extras

Routed worktop to offer additional resolved cable management






Shared Workstation Panel



Beam cover panel

Krossi NX

Cantilever Bracket (Shared Panel)



Reticulation

Cable reticulation options are achievable to suit various power access locations.

Reticulation Options

Reticulate through sub floor into base of shroud

Reticulate from ceiling .2 (i)2.6 (n)-6.9 (g .2 (i)2.6 (n)-6.9 (g .2 (i)2.8256.9 (g .2 (a)0-7519743t)13.5h-7 (t) (s) 2004 7.5w (t) 218250 0.961237-scad (t) 00303469)23 (n 7) 7.20 (5

Reticulate through sub floor into umbilical to cable tray


Reticulate through skirting duct into side of shroud

Specifications & Configurations

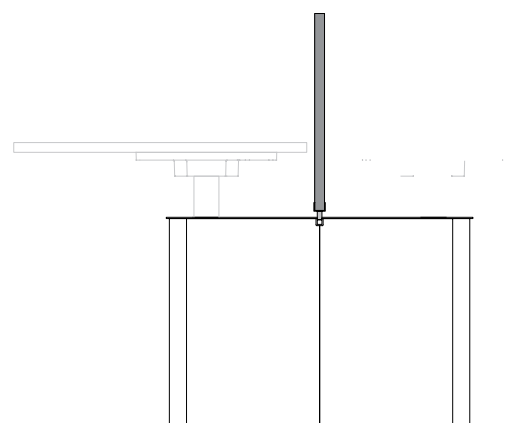
Specifications & Configurations

The functionality of Krossi's knowledge-led design can be achieved in a range of shapes and configurations to suit your space.

Two Person / Back-to-back cluster
2 x Two Leg




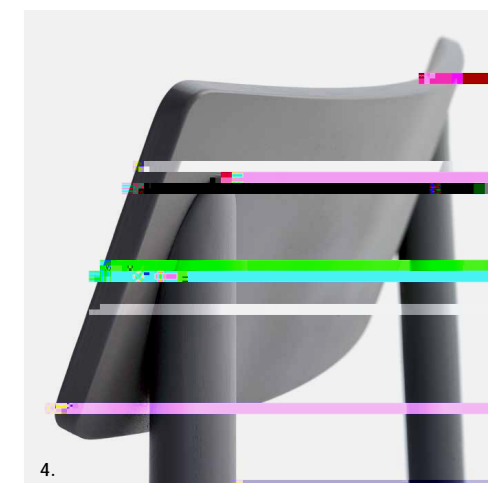
Shared Panel with Cantilever Bracket



Individual Panels with L Bracket

ColourLab materials and finishes

1. Laminate
2. Spotless Laminate
3. Timber Natural
4. Timber Paint
5. Timber Wash
6. Linoleum
7. Fabric
8. Metal Powder Coat






Research-led design for health and wellbeing


In 2008 – as evidence emerged into the impact static working had on health, happiness and productivity – Peter Schiavello set out to develop the first Australian designed and manufactured sit/stand workstation based on how the human body has evolved to move.

Leveraging research by Schiavello's Knowledge Hub, the people-centred design was founded on flexible working postures and intuitive adjustments, enabling users to simply and naturally transition from sitting to standing. The easier it is to transition, the more often it will be used and more effectively address the negative impacts that both sitting and standing for long periods of time can have on an individual's physical comfort and long-term health.



Powered by an electric system, desk height is displayed on a LCD screen, Krossi boasts memory capability to store up to four preferred height variations, putting user convenience at the fore.

By empowering each individual with complete control, flexibility and adjustment over their work point, health and wellbeing benefits include:



Ecology and sustainability

Schiavello's most important commitment to sustainability is the company-wide Environmental Management System under ISO 14001. The environmental design principles realised means we design for the environment, focusing on efficient energy use and minimum emissions, longevity and durability, re-use and recycling of our products.

Our principles of ME WE (Materials, Energy, Waste Emissions) give us a simple way to think about how our operations impact the environment.

Our brochures are printed on an Australian made paper stock that is PEFC Certified and made from elemental chlorine-free bleached pulp, sourced from sustainably managed forests and non-controversial sources. The paper is manufactured by an ISO 14001 certified mill using renewable energy sources. 017223 -01372 |

About Schiavello

Schiavello is a multi-disciplinary company dedicated to developing intelligent, inspiring, ecological and resilient solutions for the office, the home and public spaces.

Schiavello's concepts and products are developed in Australia by applying a design process that brings together the company's core design principles and engineering with the creativity of local and international designers.

The Schiavello head office and world-class manufacturing facilities are integral to our continually developing rich tapestry of knowledge. This knowledge ultimately assists us in informing the right solutions and tools for each organisation's needs and people, allowing us to consistently achieve our philosophy that 'Anything is possible'.

To find a Schiavello showroom or partner in your area, please visit [schiavello.com/furniture](https://www.schiavello.com/furniture)

All intellectual property rights and copyrights are reserved. Nothing contained in this brochure may be reproduced without written permission. Schiavello Group Pty Ltd reserves the right to change any or all details without prior notice. All dimensions stated within this document are nominal and/or approximate only and subject to variation.

SCH/KROS24-A



