

Diffri &
worl

TM



Humanscale®



Simplem . m m .

Simplicity is a core of Human scale products. Each of our designs is incredibly easy to use in the feature package and control possible. All this is achieved while offering the highest level of performance and functionality.


The **Simplem** chair is available in two colors: **White** and **Black**. **Diff. World** is a 100% recycled plastic chair with a weight of **1,000** grams.

From design legend **Niel Diff. World**, the **Diff. World** chair features an unprecedented combination of performance, sustainability and implicit in a sleek design solution.

m

:F

The Diff ien, Wo Id chai ha j
ea, heigh, and ea, dep, h.





m : F O

In a kitchen, the chair, which requires manual adjustment, DiffienWo Id achieves the pinnacle of implicit function. Users can take full advantage of its ergonomic benefits at the moment they do not, without even thinking about it.

S... ..
... ..

And this is a major advantage, DiffienWo Id is built to last. Requiring minimal maintenance, DiffienWo Id comes with a 15-year 24/7 warranty. In other words, the chair's implicit excellence eliminates the need for ongoing maintenance and repair, making it an ideal choice for any organization.



m : F E m

Weighing a little a 30 pounds and made of one-third the parts of traditional oak chair, the Diffier World chair is a perfect material and feel manufacturing process and has a mean life of 10 years, energy, saving and disposal associated with its lifecycle.

A chair that is a perfect material and feel manufacturing process and has a mean life of 10 years, energy, saving and disposal associated with its lifecycle.

By the way, we have a plan to find the best one for the Diffier World chair when it's time for disposal.

F &

1. | - η | η

- Reoljona mehani m-f ee de ign ha ne e the la of ph ic and the e' bod eigh
- A omaticall p o ide app op ia e ppo and e i lance ega dle of e' i e
- No nnece a ecline lock o en ion ping o e o adj
- U e main ain nea-con an e e le el d ing ecline

2. Pvo η k

- E a back e omion a omaticall adj o changing need of the pine
- Adap a omaticall o p o ide additional l mba ppo a needed

3. o - η η hT hnolo

- Ti-panel, non- eech me h con c ion c ea e bod - ping con o and elf-adj ing l mba ppo o fo an a omatic, c omi ed
- No e nal l mba de ice o adj o break o lo e
- Lo -ab a ion me h p o.ec clohing

4. h

- Famele f on edge elimina e con.ac e behind the knee
- Lo -ab a ion me h p o.ec clohing
- Op.ional phol e ed ea

5.

- Adj able o p ed a me o connec o the back e in ead of the ea o a i h the bod d ing ecline
- A mle model al o a ailable



6. 0

- Si e-adj able o p o ide e ange of bod i e
- A omaticall c omi e ecline e i lance and l mba ppo o fo e e e
- Si e-o- ping fo ea, heigh and ea, dep, h
- Op.ional heigh, adj able a me o fo c om a m ppo

7.

- S.anda d ca e fo ha d face
- Op.ional of ca e o glide





- Designed for a weight up to 300 pounds
- Total major parts: 8
- Total number of parts: 31
- Weight: 30 pounds
- CAL 133-approved
- Certified by BIFMA level 4 and GREENGUARD
- Manufacturer is a member of LEED-CI, -NC and -EB certified
- 15-year 24/7 warranty



- Different selection of mesh color and color
- Frame color option: Black, Gray, White
- Adjustable armrest, padded armrest
- Tilt-coordinated seat
- Breathable mesh backrest
- Casters on glide
- Multiple recline height
- Footrest